

# Regular Expressions

## Principles of Programming Languages

Colorado School of Mines

<https://lambda.mines.edu>

# Learning Group Activity

You should have watched either *OOP is Bad* or *Stop Writing Classes* before class. Discuss with your group:

- 1 Summarize each video
- 2 *In your own opinion*, what is OOP useful for? State some example use cases.
- 3 *In your own opinion*, when might OOP convolute a code base (if ever)? State some examples.
- 4 *In your own opinion*, when should we write classes? When shouldn't we?
- 5 *In your own opinion*, how should we design programming languages, taking into account potential issues of OOP, imperative programming, or functional programming.

## Note

I really do mean *in your own opinion*. The videos you watch were particularly opinionated, and I hope you took the opinion with a grain of salt.

**Regular expression** languages describe a search pattern on a string.

- They are called *regular*, since they implement a **regular language**: a language which can be described using a finite state machine.
- Typically used for determining if a string matches a pattern, replacing a pattern in a string, or extracting information from a string.
- Regular expression languages are a *family of languages*, rather than just a single language. Many modern regular expression languages were inspired by Perl's regular expression syntax.

# Python's Regular Expressions

Python's regular expression language can be accessed using the `re` module:

```
>>> import re
```

Regular expressions can be compiled using `re.compile`. This returns a regular expression object:

```
>>> p = re.compile(r'ab[cd]')
```

There's a number of things we might want to do with `p` here:

- `p.match`: Match the beginning of a string
- `p.fullmatch`: Match the whole string, without allowing characters at the end
- `p.search`: Match anywhere in the string
- `p.finditer`: Iterate over all of the matches in the string

# Character Sets

- `[abcd]` is a character set. It matches a single a, b, c, or d, only once.
- Character sets also support a shorthand for ranges of characters, for example:
  - `[0-9]` matches a single digit
  - `[a-z]` matches a lowercase letter
  - `[A-Z]` matches an uppercase letter
- These can even be combined:
  - `[a-zA-Z2]` will match a single lowercase letter, uppercase letter, or the digit 2.
- A `^` (caret) at the beginning of a character set *negates* the set:
  - `[^0-9]` will match a single character that is **not** a digit.

# Special Character Sets

As a convenience, Python gives us access to a few nice character sets:

- `\s` matches any whitespace character
- `\S` matches any non-whitespace character
- `\d` matches any digit
- `\D` matches any non-digit
- `\w` matches any "word" character (capital letters, lowercase letters, digits, and underscores)
- `\W` matches any non-word character

# Any character

The `.` matches any character, exactly once.

- `t.ck` will match `tick`, `tock`, and `tuck`, but not `truck`.

To match a literal period, write `"\."`.

# Match Objects

When we call `match`, `fullmatch`, or `search`, we get back a **match object**, or `None` if it did not match. When we iterate over `finditer`, we iterate on all of the match objects found.

```
>>> p = re.compile(r'[cd][ao][tg]')
>>> for word in 'cat', 'dog', 'cog', 'dat', 'datt':
...     print(bool(p.match(word)))
True
True
True
True
True
>>> for word in 'orange', 'apple', 'datum':
...     print(bool(p.match(word)))
False
False
True
```



# How Many?

Often times, we want to match the previous group a certain number of times:

- ? will match 0 or 1 times
- + will match 1 or more times
- \* will match 0 or more times
- {n} will match n times, exactly
- {m,n} will match between m and n times

For example:

- a?b matches ab as well as b
- [A-Z]\* matches any amount of capital letters, including none at all
- [0-9]+ matches one or more digits
- .\* matches any character, zero or more times

# Grouping

Grouping allows us to:

- Specify groups of characters to repeat
- Alternate on different sets of characters
- Capture the matched group and retrieve it in our match object

Groups are written in parentheses, and alternation is specified using a vertical bar (|):

- Thanks?( you)? matches:
  - Thanks
  - Thank
  - Thank you
  - Thanks you
- Thank(s| you) matches:
  - Thanks
  - Thank you

## Grouping: Using Captures

On our match objects, we can obtain the result of a capture by calling `.group`:

```
>>> p = re.compile(r'My name is (\w+) and I like (\w+)')
>>> m = p.match('My name is Jack and I like computers')
>>> m.group(1)
'Jack'
>>> m.group(2)
'computers'
>>> m.group(0)      # the whole match
'My name is Jack and I like computers'
```

# Non-capturing Groups

Groups which begin with `?:` are **non-capturing groups**. This means that they will not provide any visible group in the match object:

```
>>> p = re.compile(r'My name is (\w+)(?:, | and) I like (\w+)')
>>> m = p.match('My name is Jack and I like computers')
>>> m.group(1)
'Jack'
>>> m.group(2)
'computers'
>>> m = p.match('My name is Jack, I like computers')
>>> m.group(1)
'Jack'
>>> m.group(2)
'computers'
```

# Greedy

+, \*, and ? are called *greedy operators* since they will try and match **as many characters as possible**, this may lead to undesired results:

```
>>> p = re.compile(r'#(.*)#')
>>> for m in p.finditer('#hello# a b c #world#'):
...     print(m.group(1))
hello# a b c #world
```

If we wanted to match **as little as possible**, we can use the *non-greedy* version of the operator, which would be +?, \*?, or ??.

```
>>> p = re.compile(r'#(.*)?#')
>>> for m in p.finditer('#hello# a b c #world#'):
...     print(m.group(1))
hello
world
```

# Anchors

Anchors match a certain kind of occurrence in a string, but not necessarily any characters.

- `^` anchors to the beginning of a string, or to the beginning of a line when `re.MULTILINE` is passed to `re.compile`
- `$` anchors to the end of a string, or to the end of a line when `re.MULTILINE` is passed to `re.compile`
- `\b` anchors to the boundary of a word: the transition from a `\w` to a `\W`, or visa versa. Also anchors to the beginning or end of a string.

Examples:

- `foo\b.*` matches `foo` and `foo-dle`, but not `foodle`
- `^$` matches the empty string
- `//.*(\n$|$)` matches `// hello` and `// hello\n`, but not `// hello\n\n`

## Tip: Making Long REs Readable

Sometimes, when regular expressions get long, you need a way to comment them and break up sections to let other programmers (or yourself) know what's going on.

When you pass `re.VERBOSE` to `re.compile`, whitespaces are ignored, and `#` starts a comment until the end of line:

```
p = re.compile(r'''
    (\w+)           # first name
    \s+
    (\w+)           # last name
    \s+
    ([2-9]\d{2}-[2-9]\d{2}-\d{4}) # phone number
''', re.VERBOSE)
```

# RE Examples, and any Questions?

- Matching a decimal number:

```
[0-9]+\.[0-9]*
```

- Matching a C/C++ identifier:

```
[A-Za-z_][A-Za-z0-9_]*
```

- Matching a Mines Email address:

```
([A-Za-z0-9.+~]+)@(myemail\.)?mines\.edu
```



# Finite State Machines

A **finite state machine** is any machine which has a finite number of states, and can only be in one state at a time. The machine has *transitions* that move it from one state to another.

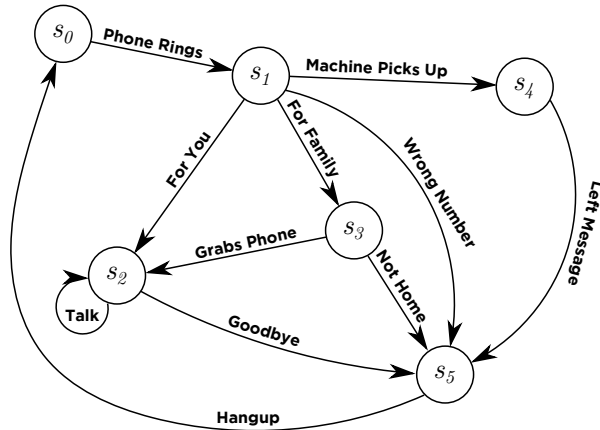


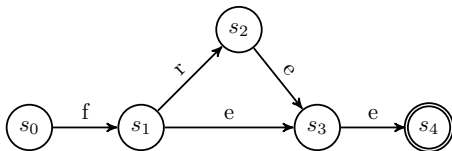
Figure: A state diagram for your home phone

# Regular Expressions as Finite State Machines

Regular expressions can be represented as finite state machines as well. Consider the following regular expression:

$^{\wedge}fr?ee^{\$}$

This matches both free and fee, we can write this in a state diagram like this:



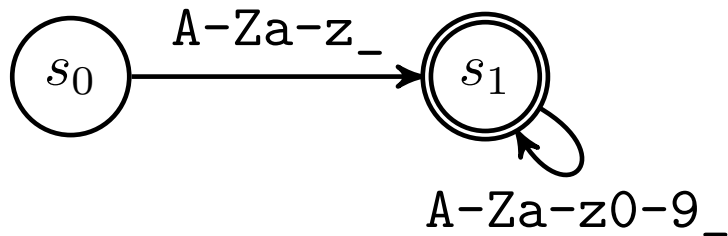
## Required Formalisms

- Any state which *could* be a terminating state should be placed in **double circles**.
- The transitions have the letters on them. The states do not.

## Another Example: C/C++ identifiers

Recall the regular expression for C and C++ identifiers:

$[A-Za-z\_][A-Za-z0-9\_]*$



# Translating REs to State Diagrams

With your learning group, translate each of these REs to a state diagram:

- $[A-Z]^+$
- $[A-Z]^?x$  (hint: use  $\epsilon$  for the "no character" transition)
- $([A-Z][1-5])^+$  (hint: draw a transition going backwards)

Write your names on your paper and turn in for **bonus** learning group participation points.